


Cree® PLCC6 3-in-1 SMD LED

CLP6R-FKW

Data Sheet

Cree PLCC full-color LEDs offer high-intensity light output and a wide viewing angle in an industry-standard package. Designed to work in a wide array of environmental conditions, Cree PLCC full-color LEDs are suited for indoor video screen, decorative lighting and amusement applications.



FEATURES

- Size (mm): 6.0 x 5.0
- Dominant Wavelength (nm):
 - » Red (610-625)
 - » Green (514-534)
 - » Blue (460-480)
- Luminous Intensity (mcd)
 - » Red (450-1800)
 - » Green (710-1800)
 - » Blue (280-710)
- Lead-Free
- Viewing Angle: 120 degrees
- RoHS-Compliant

APPLICATIONS

- Full-Color Video Screen
- Decorative lighting
- Amusement



Absolute Maximum Ratings ($T_A = 25^\circ\text{C}$)

Items	Symbol	Absolute Maximum Rating			Unit
		R	G	B	
Forward Current ^{Note 1}	I_F	80	80	80	mA
Peak Forward Current ^{Note 2}	I_{FP}	200	100	100	mA
Reverse Voltage	V_R	5	5	5	V
Power Dissipation	P_D	200	400	400	mW
Operation Temperature	T_{opr}	-40 ~ +100			$^\circ\text{C}$
Storage Temperature	T_{stg}	-40 ~ +100			$^\circ\text{C}$
Junction Temperature	T_J	110	110	110	$^\circ\text{C}$
Junction/ambient 1 chip on	R_{THJA}	250	210	210	$^\circ\text{C}/\text{W}$
Junction/ambient 3 chips on	R_{THJA}	500	300	300	$^\circ\text{C}/\text{W}$
Junction/solder point 1 chip on	R_{THJS}	150	130	130	$^\circ\text{C}/\text{W}$
Junction/solder point 3 chips on	R_{THJS}	150	160	160	$^\circ\text{C}/\text{W}$
Electrostatic Discharge Classification(MIL-STD-883E)	ESD	1000 V			

Notes:

1. Single-color light.
2. Pulse width ≤ 0.1 msec, duty $\leq 1/10$.

Typical Electrical & Optical Characteristics ($T_A = 25^\circ\text{C}$)

Characteristics	Condition	Symbol	Values			Unit
			R	G	B	
Wavelength at peak emission	$I_F = 50$ mA	λ_{PEAK}	620	521	468	nm
Dominant Wavelength	$I_F = 50$ mA	λ_{DOM}	610~625	514~534	460~480	nm
Spectral bandwidth at 50% I_{REL} max	$I_F = 50$ mA	$\Delta \lambda$	24	38	28	nm
Viewing Angle at 50% I_V	$I_F = 50$ mA	$2\theta_{1/2}$	120	120	120	deg
Forward Voltage	$I_F = 50$ mA	$V_{F(avg)}$	2.0	4.0	4.0	V
		$V_{F(max)}$	2.5	5.0	5.0	V
Luminous Intensity	$I_F = 50$ mA	$I_{V(min)}$	450	710	280	mcd
		$I_{V(avg)}$	710	1000	450	mcd
Reverse Current (max)	$V_R = 5$ V	I_R	10	10	10	μA



Intensity Bin Limit ($I_F = 50 \text{ mA}$)

Red

Bin Code	Min.(mcd)	Max.(mcd)
J	450	560
K	560	710
M	710	900
N	900	1120
P	1120	1400
Q	1400	1800

Green

Bin Code	Min.(mcd)	Max.(mcd)
M	710	900
N	900	1120
P	1120	1400
Q	1400	1800

Blue

Bin Code	Min.(mcd)	Max.(mcd)
G	280	355
H	355	450
J	450	560
K	560	710

Tolerance of measurement of luminous intensity is $\pm 10\%$.

Color Bin Limit ($I_F = 50 \text{ mA}$)

Red

Bin Code	Min.(nm)	Max.(nm)
PD	610	625

Green

Bin Code	Min.(nm)	Max.(nm)
GA	514	534

Blue

Bin Code	Min.(nm)	Max.(nm)
BA	460	480

Tolerance of measurement of dominant wavelength is $\pm 1 \text{ nm}$.



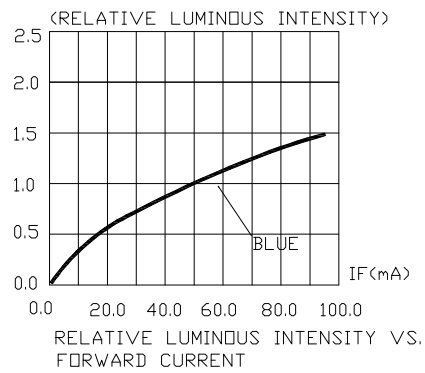
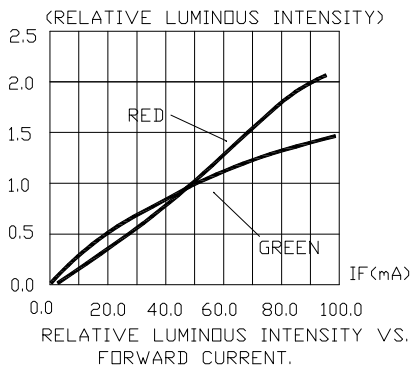
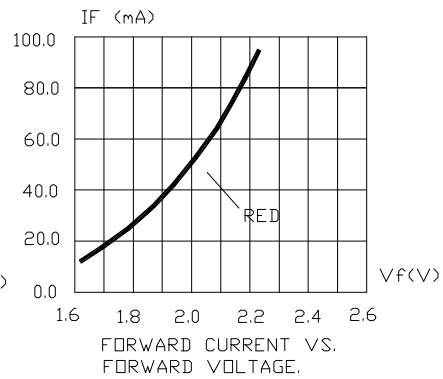
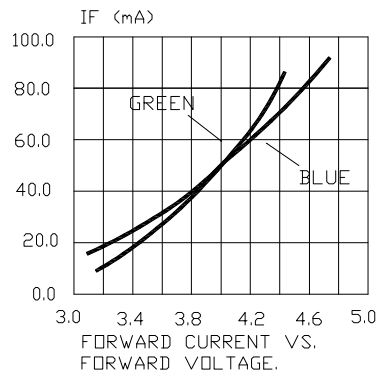
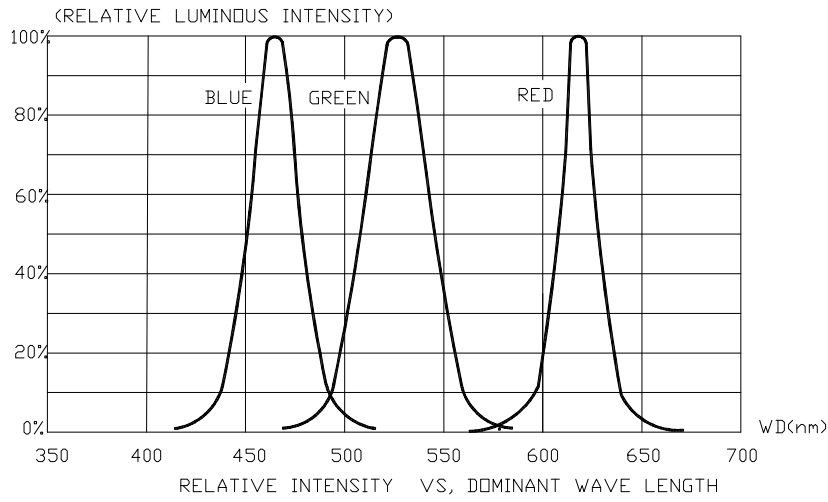
Order Code Table*

Kit Number	Color	Luminous Intensity (mcd)		Dominant Wavelength (nm)				Package
		Min.	Max.	Color Bin	Min. (nm)	Color Bin	Max. (nm)	
CLP6R-FKW-CJMQGKDDAAA3	Red	450	1800	PD	610	PD	625	Reel
	Green	710	1800	GA	514	GA	534	Reel
	Blue	280	710	BA	460	BA	480	Reel

Notes:

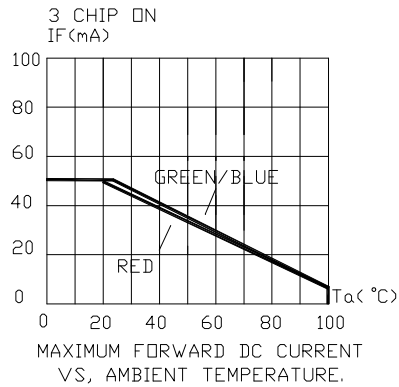
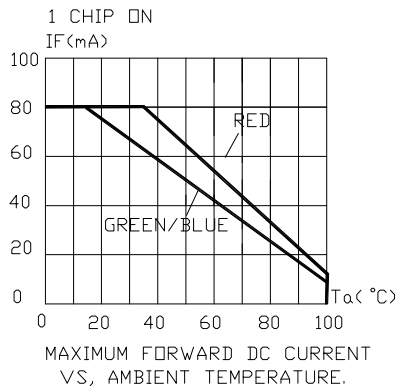
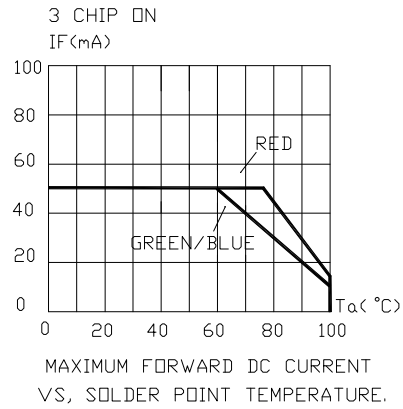
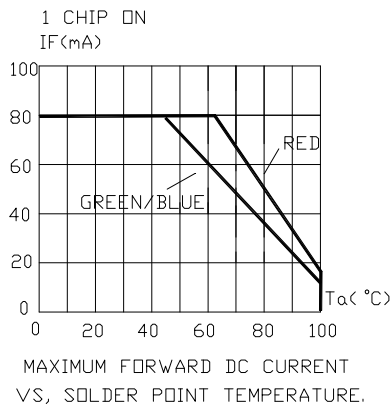
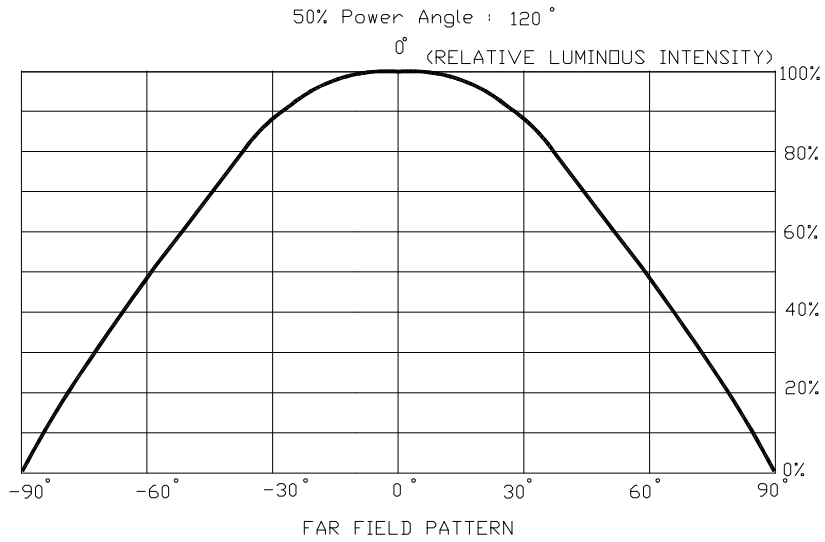
1. The above kit numbers represent the order codes that include multiple intensity-bin and color-bin codes. Only one intensity-bin code and one color-bin code will be shipped on each reel. Single intensity-bin codes and single color-bin codes will be orderable in certain quantities. For example, any 1 intensity-bin from K - N means only 1 intensity-bin (K or M or N) will be shipped by Cree. For example, any 1 color bin from G7 - Ga means only 1 color-bin (G7 or G8 or G9 or Ga) will be shipped by Cree.
2. Please refer to the "Cree LED Lamp Reliability Test Standards" document for reliability test conditions.
3. Please refer to the "Cree LED Lamp Soldering & Handling" document for information about how to use this LED product safely.

Graphs



The above data are collected from statistical figures that do not necessarily correspond to the actual parameters of each single LED. Hence, these data will be changed without further notice.

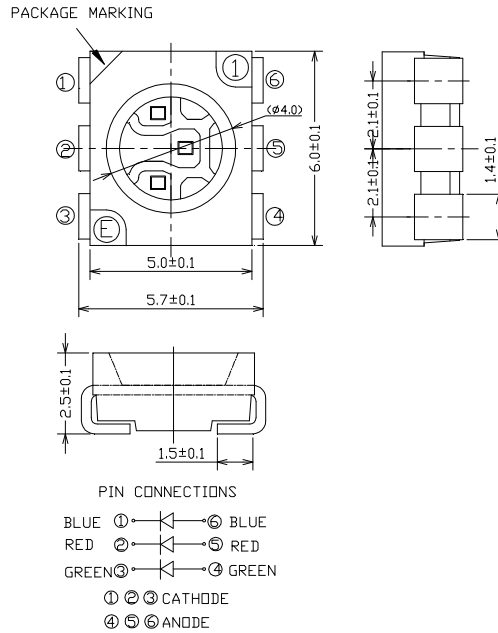
Graphs



The above data are collected from statistical figures that do not necessarily correspond to the actual parameters of each single LED. Hence, these data will be changed without further notice.

Mechanical Dimensions

All dimensions are in mm.



Notes

RoHS Compliance

The levels of environmentally sensitive, persistent biologically toxic (PBT), persistent organic pollutants (POP), or otherwise restricted materials in this product are below the maximum concentration values (also referred to as the threshold limits) permitted for such substances, or are used in an exempted application, in accordance with EU Directive 2002/95/EC on the restriction of the use of certain hazardous substances in electrical and electronic equipment (RoHS), as amended through April 21, 2006.

Vision Advisory Claim

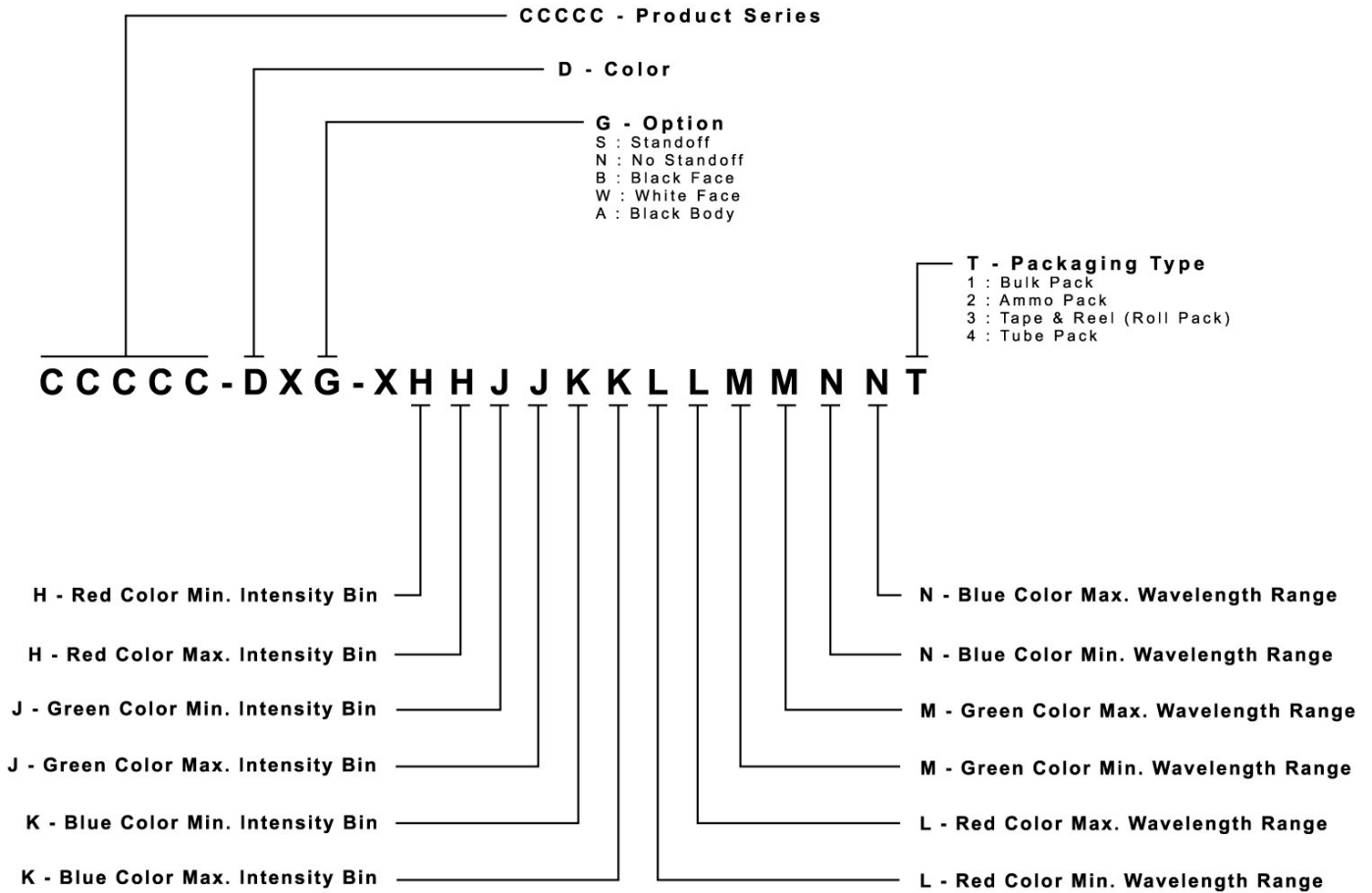
Users should be cautioned not to stare at the light of this LED product. The bright light can damage the eye.



Kit Number System

Cree LED lamps are tested and sorted into performance bins. A bin is specified by ranges of color, forward voltage, and brightness. Sorted LEDs are packaged for shipping in various convenient options. Please refer to the "Cree LED Lamp Packaging Standard" document for more information about shipping and packaging options.

Cree LEDs are sold by order codes in combinations of bins called kits. Order codes are configured in the following manner:



Package

- The boxes are not water-resistant, and they must be kept away from water and moisture.
- The LEDs are packed in cardboard boxes after packaging in normal or anti-electrostatic bags.
- Cardboard boxes will be used to protect the LEDs from mechanical shocks during transportation.
- The reel pack is applied in SMD LED.
- Max 900 pcs per reel.

