

LED AR111 Series

semi-modulised product data sheet

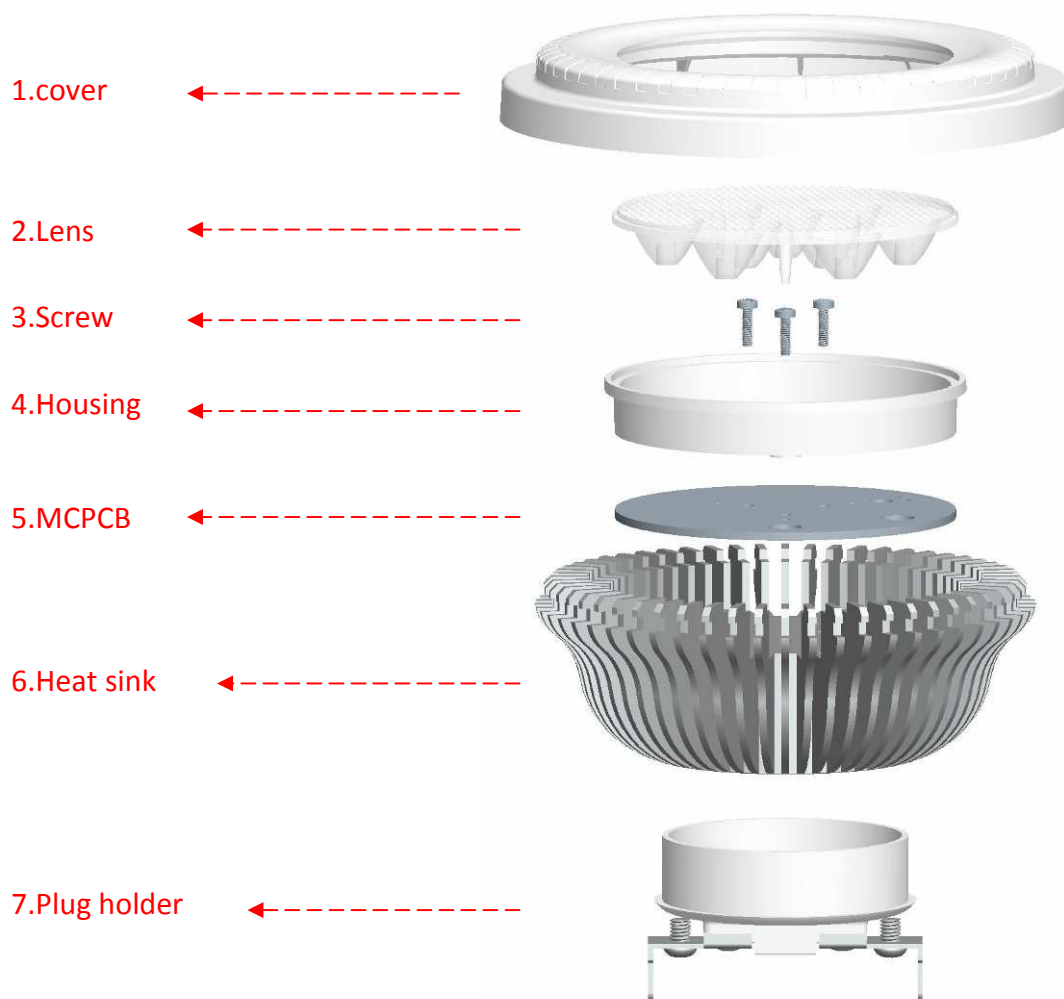


Table of Contents

Introduction	2
Features	3
Compatible LED & Lens	4
Part number	5
Dimension	7
Package	8

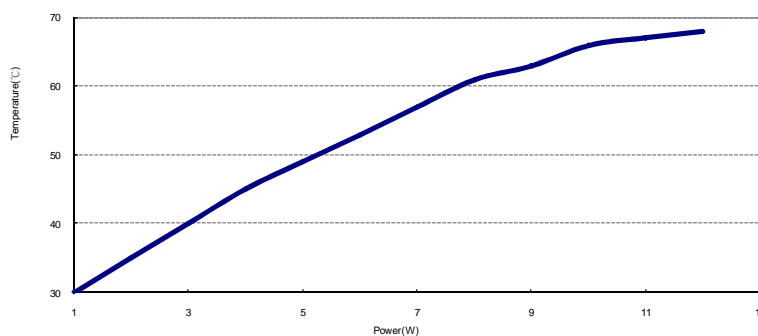
Information

AR111 series of customised lighting components (excluding leds & driver) have been integrated for certain models of lighting lamp. With our component modules and its accessories, lamp manufacturers are able to reduce the new product developing cost. Ledlink offers “one stop shopping” concept, bringing our clients time and cost effective to meet the rapid market shift.





Features

- 111mm AR111 series diameter
- Thermal conductivity 180 W/mk
- Compatible Lens : 6 in 1 、 9 in 1 、 12 in 1 、 customization
- Changeable plug:AR111 、 customization
- Lens efficiency 90%
- Input Power (Watts) : 12W (max)
- Weight : 142g (excluding Driver & LED)
- Plastic Housing temperature (max) : 75°C
- Heat sink equilibrium temperature (max) : 68°C
- Temperature & Operate Power characteristics







Compatible LED & Lens








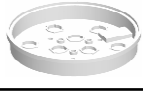



Condition : 6in1 Lens

LED Type	LED Model	Angle
	XR Series	10°
		25°
		140°
	1LA5	25°
		40°
		60°
		140°

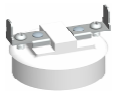









Condition : 9in1 & 12in1 Lens

LED Type	LED Model	Angle
	XP · XR Series	40°
	Federal	40°
		60°
	Osram OSLON SSL	40°
	Rebel	40°

Part number

Item	Picture	Description	Part number	Dimension
Lens+ Housing		1LA5 6in1 25 degree	LL06ED-AE25L06-M2	Φ 73.2x 13.5mm
		1LA5 6in1 40 degree	LL06ED-AE40L06-M2	
		XRE 6in1 10 degree	LL06CR-CK10L06-M2	
		XRE 6in1 25 degree	LL06CR-CK25L06-M2	
		1LA5 6in1 60 degree	LL06ED-DK60L06-M2	Φ 73.3x 13.7mm
		XRE 6in1 140 degree	LL06CR-CO140L05-M2	Φ 73.3x 3.2mm
		1LA5 6in1 140 degree	LL06ED-CO140L05-M2	
		XRE 6in1 140 degree	LL06CR-DA140L05-M2	Φ 73.2x15.9mm
	1LA5 6in1 140 degree	LL06ED-DA140L05-M2		
Lens		9in1 40 degree	LL09ED-GK40L06	Φ 67x9.8mm
		12in1 40 degree	LL12ED-GK40L06	
		12in1 60 degree	LL12ED-GK60L06	
Cover		AR111-C Cover FOR 6in1 LENS	LL11A01CDEA1 (Black)	Φ 110.5x14.35mm
			LL11A01CDEA2 (White)	
		AR111-D Cover FOR 9in1 & 12in1 LENS	LL11A00CDLA1 (Black)	
			LL11A00CDLA2 (White)	
Housing		AR111-2 9in1 housing	LL09ZZJC25H2	Φ 70x10.53mm
		AR111-2 12in housing	LL12ZZJD25H2	Φ 69.8x10.53mm
Heat sink		AR111-1 heat sink (6in1)	LDKS-065200-001	Φ 97x35.1mm
		AR111-2 heat sink (9in1&12in1)	LDKS-035205-003	

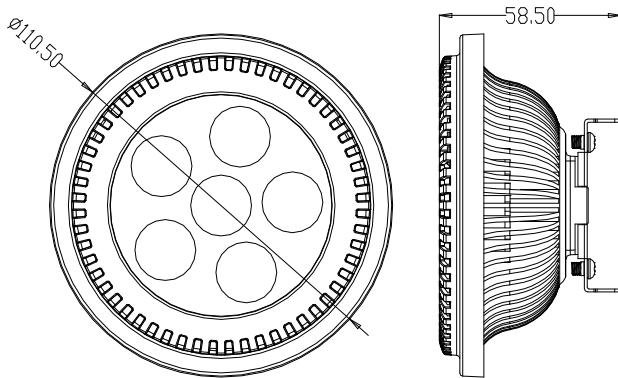
Part number

Lamp base		AR111-C组件底座	LL11A00MDFA2 (White)	Φ 52.6x21.5mm
			LL11A00MDFA1 (Black)	
MCPCB		1LA5 6in1	LDKPED-06C3BS4-05	Φ 70x1.6mm
		XRE 6in1	LDKPCR-06C3BS4-06	
		FOR XP 9in1	LDKPCR-09C3WS4-03	Φ 66x1.6mm
		FOR REBEL 9in1	LDKPLU-09C3WS4-02	
		FOR FEDERAL 9in1	LDKPED-09C4WS4-02	Φ 66x1.8mm
		FOR XP 12in1	LDKPCR-12C3WS4-02	Φ 66x1.6mm
		FOR REBEL 12in1	LDKPLU-12C3WS4-01	
	FOR FEDERAL 12in1	LDKPED-12C4WS4-01	Φ 66x1.8mm	
Screw		To fix the MCPCB with the heat sink for 1LA5 housing	LDK01-03-002	M1.7x11mm
		To fix the MCPCB with the heat sink for XR-E housing	LDK01-03-004	M2x11.5mm
		To fix the MCPCB with the heat sink for 9in1 & 12in1 housing	LDK01-03-008	M*8mm

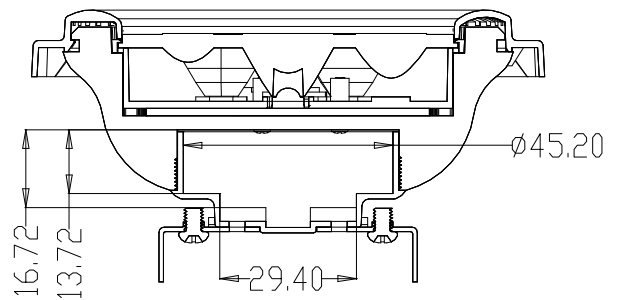
Dimension

■ AR111 (For 6in1)

Mechanical Dimension (mm)

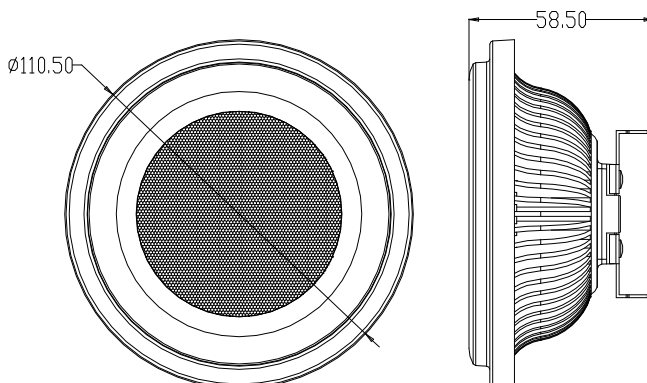


Driver Space (mm)

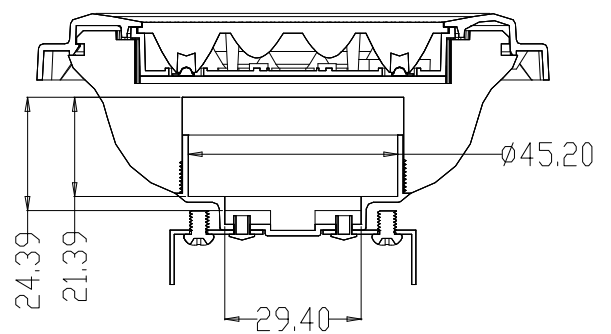


■ AR111 (For 9in1&12in1)

Mechanical Dimension (mm)




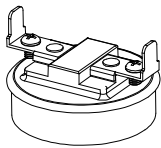
Driver Space (mm)



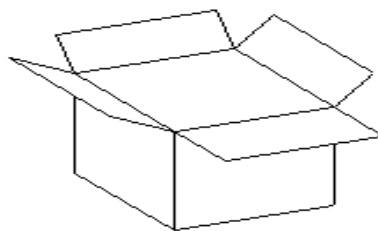
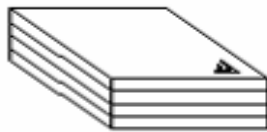
Package

- Changeable plug : E27 & E26 Package

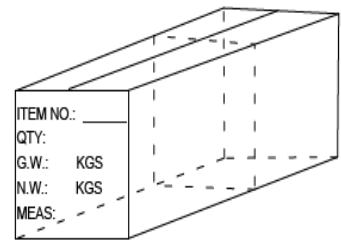
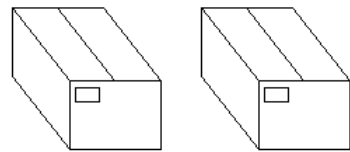
Item	Quantity	Total	Dimension (L*W*H)
Chipboard	49pcs/Chipboard	49pcs	380*380 mm
Inner box	6 Chipboard /box	294pcs	400*370*210 mm
Outer box	2 inner box/outer box	588pcs	420*390*455 mm



49pcs/ Chipboard



294pcs/inner box

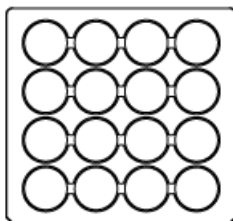



588pcs/outer box

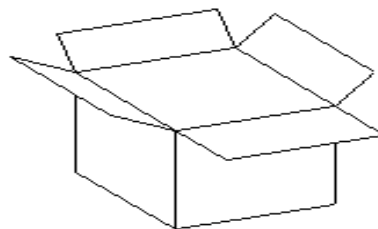
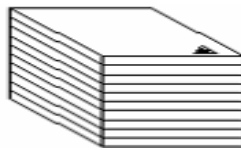
Package

- Changeable plug : Lens package

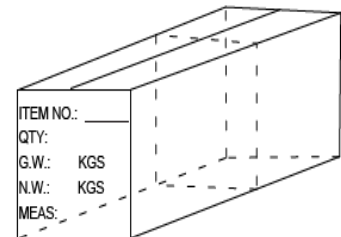
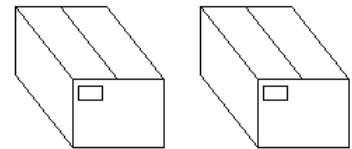
Item	Quantity	Total	Dimension (L*W*H)
Tray	16pcs/tray	16pcs	340*300*35mm
Inner box	10 tray/box	160pcs	350*310*210 mm
Outer box	2 inner box/outer box	320pcs	647*365*240mm



16pcs/tray



160pcs/inner box

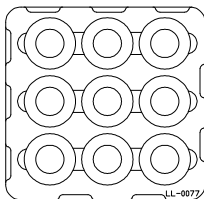
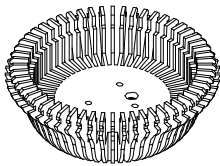


320pcs/outer box

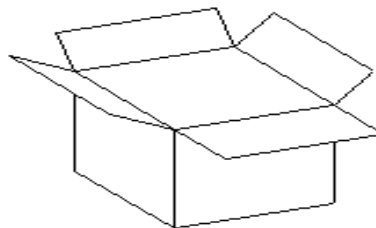
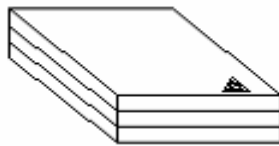
Package

- Changeable plug : Sink package

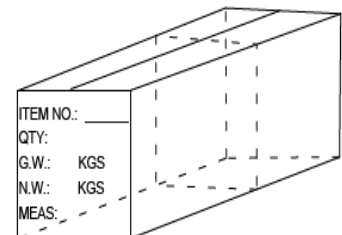
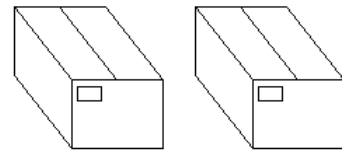
Item	Quantity	Total	Dimension (L*W*H)
Tray	9pcs/tray	9pcs	377*390*60.1 mm
Inner box	3 tray/box	27pcs	400*370*210 mm
Outer box	2 inner box/outer box	54pcs	420*390*455 mm



9pcs/tray



27pcs/inner box



54pcs/outer box